


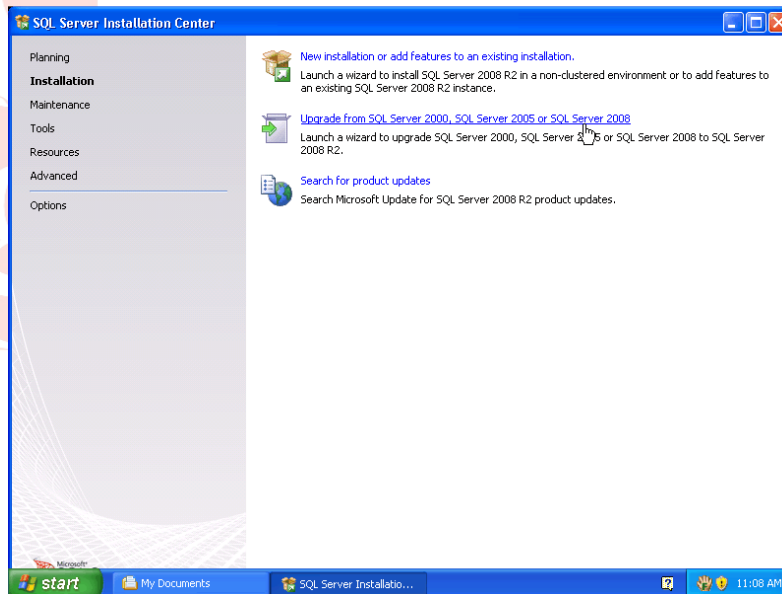
Short Description:

How to upgrade an existing PigCHAMP Database in SQL 2005 Express to SQL 2008 R2 Express. Main reasons for doing this is because SQL 2008 has a larger database file size limit.

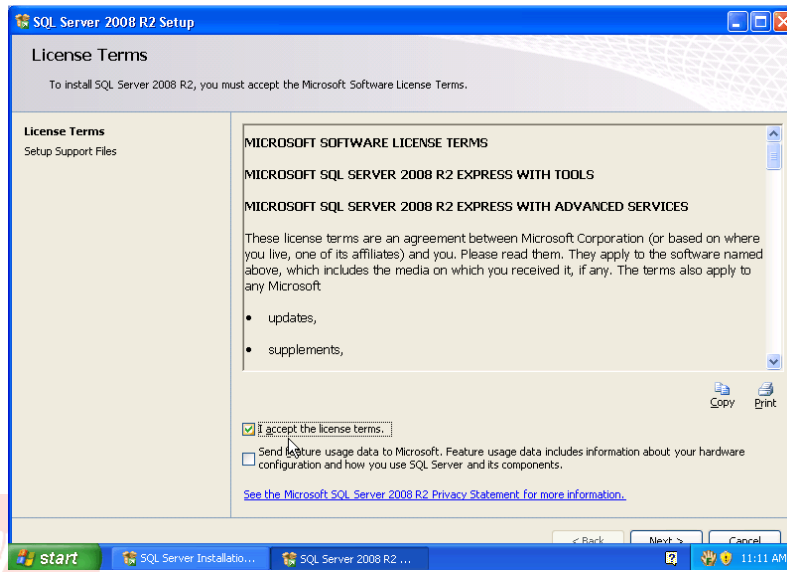
- SQL 2005 Express has a 4GB database file size limit.
- SQL 2008 R2 Express has a 10GB database file size limit.

Process:

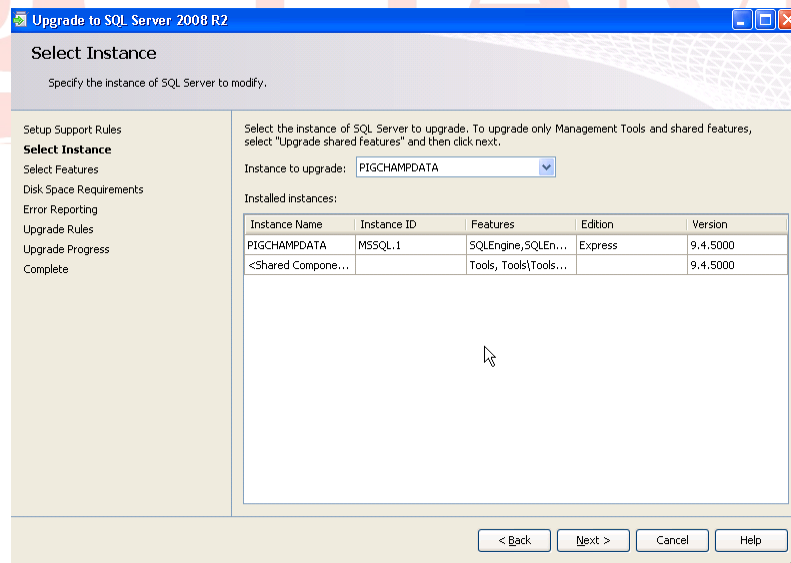
1. Save the file: SQLEXPRT_x86_ENU.exe on the local computer
 - a. Double click the program file to run it
 - b. Click Run if Windows pops up a security box
2. Choose "Upgrade from SQL Server 2000, SQL Server 2005 or SQL Server 2008"




3. License Terms screen:
 - a. Check the box in front of “I accept the license terms” box, click Next.



4. Select Instance screen:
 - a. Instance to upgrade: PIGCHAMPDATA, click Next



5. Error Reporting screen:
 - a. Click Next
6. Complete screen:



- a. Verify that the upgrade was successful, click Close

